



Introduction to Summary Tables in SAS[®] Enterprise Guide[®]

Susan J. Slaughter, Avocet Solutions
Lora D. Delwiche, University of California



About Versions

- These are very different
 - EG 3.0
 - EG 4.1
 - These are similar
 - EG 4.2, 4.3 and 5.1
 - Summary Tables is same in all versions
- 

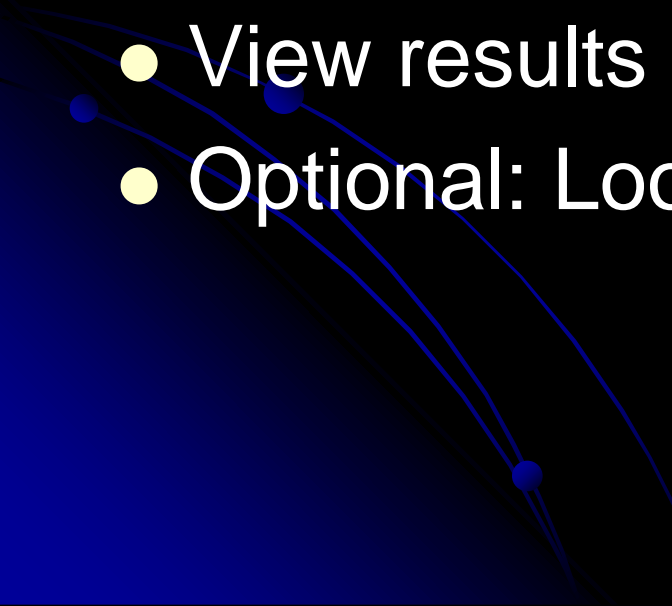
What is Enterprise Guide?

- Point-and-click interface to SAS
- Free with Base SAS
- Runs only on Windows
- Writes SAS programs
- Submits programs to SAS
- Needs SAS software
 - Windows, UNIX, z/OS, etc.
 - Local or Remote SAS server

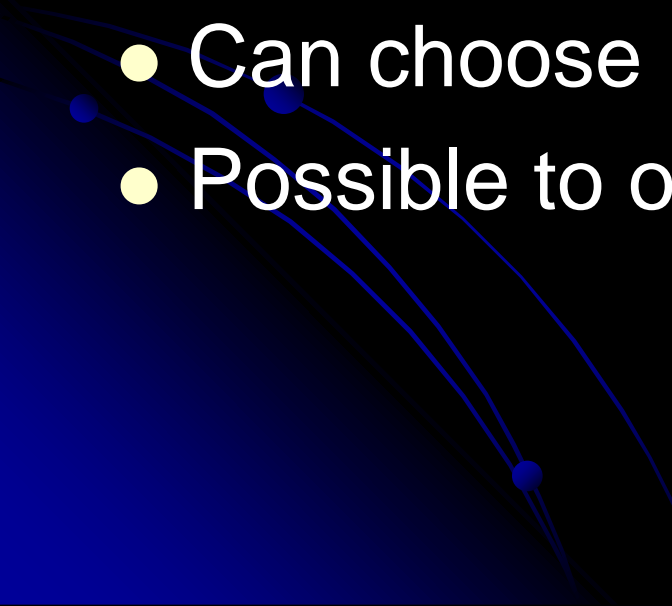
Projects

- All work is organized in projects
- Can have as many projects as you wish
- Saved in file .egp
- Projects contain
 - Data references
 - Tasks
 - Results
 - Logs
 - Programs
 - Notes you write

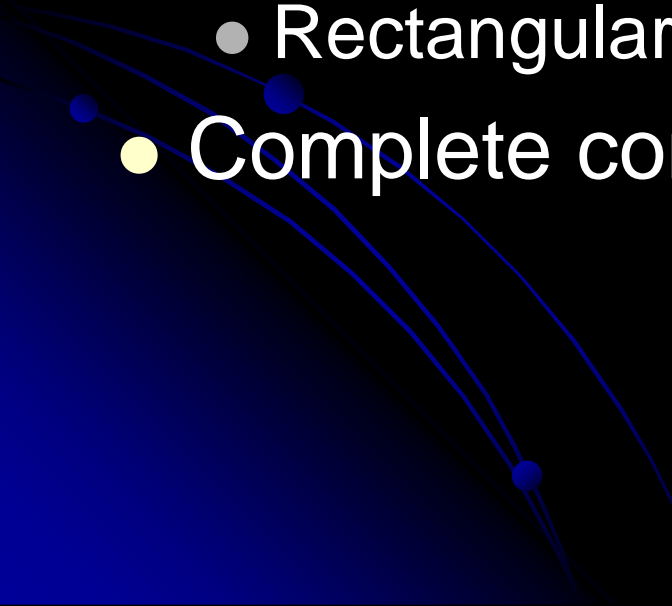
Steps in Using Enterprise Guide

- Open a project
 - Open data
 - Open task and choose options
 - Run task (submit to server)
 - View results (returned by server)
 - Optional: Look at program or log
- 

Tasks

- Tasks write SAS procedures
 - Summary Tables task writes
PROC TABULATE
 - Default results in SAS Report
 - Can choose HTML, RTF, PDF, text
 - Possible to output SAS data sets
- 

What is Summary Tables?

- Task that writes PROC TABULATE code
 - Point-and-click, drag-and-drop interface
 - Creates reports
 - Summary
 - Rectangular
 - Complete control of style
- 

Pivot Table

According to Wikipedia

“In data processing, a pivot table is a data summarization tool found in data visualization programs such as spreadsheets or business intelligence software. Among other functions, pivot-table tools can automatically sort, count, and total the data stored in one table or spreadsheet and create a second table (called a “pivot table”) displaying the summarized data. Pivot tables are also useful for quickly creating cross tabs. The user sets up and changes the summary’s structure by dragging and dropping fields graphically. This “rotation” or pivoting of the summary table gives the concept its name. The term *pivot table* is a generic phrase used by multiple vendors.”

Thank you!

Contact the author:

susan@avocetsolutions.com

Download paper and data:

www.avocetsolutions.com

The Little SAS Book for
Enterprise Guide 4.2

